

SPLIT TYPE
LOTUS

Model:
KW09HQ17SA



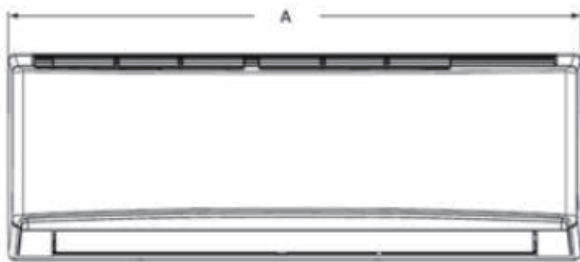
Item	Unit	Specification
ODU Model	—	KW09HQ17SAO
IDU Model	—	KW09HQ17SAI
System Ratings		
Cooling Capacity	Btu/h	9100
Heating Capacity (47°F)	Btu/h	10000
Heating Capacity (17°F)	Btu/h	6000
Cooling Capacity Range	Btu/h	3900~10900
Heating Capacity Range	Btu/h	3000~13000
Cooling Power Input (Max)	W	1150
Heating Power Input (Max)	W	1310
SEER2	—	18.0
HSPF2	—	8.5
EER	W/W	3.14
COP	W/W	3.4
Cooling Operation Range	°F(°C)	0~118(-18~48)
Heating Operation Range	°F(°C)	-13~75(-25~24)
Gas Pipe Size (OD)	Inch	3/8
Liquid Pipe Size (OD)	Inch	1/4
Connection Method	—	Flared
Factory Charge	oz	24.0
Additional Charge	oz/ft	0.2
Pre-Charge Length	ft.	25
MAX Refrigerant Length	ft.	50
Min Refrigerant Pipe Length	ft.	10
MAX Refrigerant Pipe Elevation	ft.	33
Indoor Unit Data		
Fan Motor Power Output	W	20
Fan Motor FLA	A	0.24
Air Flow Volume	CFM	170/318
Sound Pressure Level	dB(A)	28/41
Dehumidication	pt/hr	1.69
Power Supply	—	115V / 1Ph / 60Hz
Min/Max Voltage	V	103 - 127
MCA	A	17.0
MOCP/Breaker Size	A	25.0
Outdoor Unit Data		
Compressor Type	—	DC Inverter Rotary
Compressor RLA	A	11.2
Refrigerant Type	—	R410A
Fan Motor Power Output	W	30
Fan Motor FLA	A	0.40
Sound Pressure Level	dB(A)	51
Power Supply	—	115V / 1Ph / 60Hz
Min/Max Voltage	V	103 - 127
Main Supply Wire Size	—	12AWG
MCA	A	17.0
MOCP/Breaker Size	A	25.0

Job Name:

Schedule Reference:

Date:

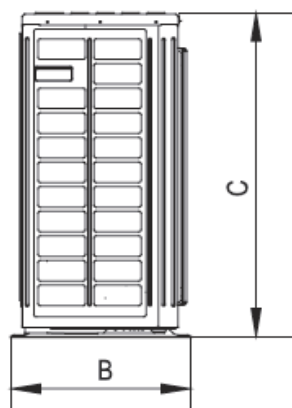
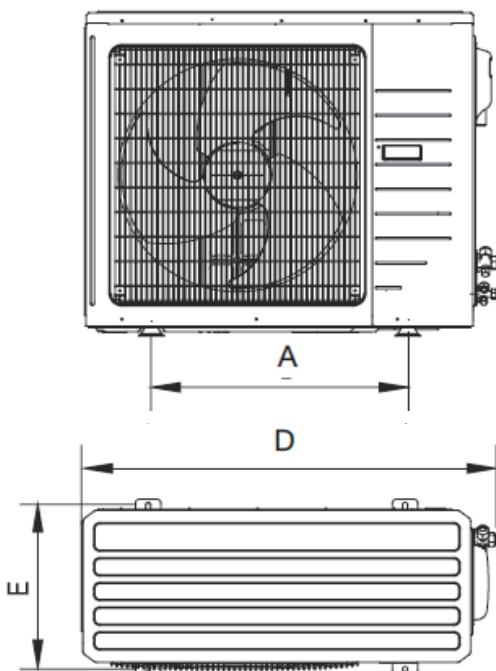
Outline and Physical Dimension of KW09HQ17SA



Dimensions	
A	31 1/9
B	10 5/6
C	7 5/6

Liquid Line Valve	1/4-in OD Flared
Gas Line Valve	3/8-in OD Flared
Drain Connector	3/8-in OD

y



Dimensions	
A	17 9/10
B	13
C	21 5/6
D	28 4/5
E	13

y

Liquid Line Valve	1/4-in OD Flared
Gas Line Valve	3/8-in OD Flared

Net Weight IDU	19.8 lb
Gross Weight IDU	24.3 lb
Net Weight ODU	59.5 lb
Gross Weight ODU	65.0 lb





DIMENSIONAL SPECIFICATIONS

KW09HQ17SA

MINIMUM SPACING REQUIREMENTS

Units: inch

INDOOR



Units: inch (mm)

OUTDOOR

